

PowerChart and Clinical Application Education for ICU Physicians and Medical Trainees

Physicians and Medical Trainees in ICU must complete their clinical application education before they are granted access to the PowerChart Electronic Patient Record. This education consists of a series of online eLearning modules followed by mandatory in-class scenario exercises.

Step 1: Complete all the modules in the “Rotation: Medicine – ICU ONLY” course.

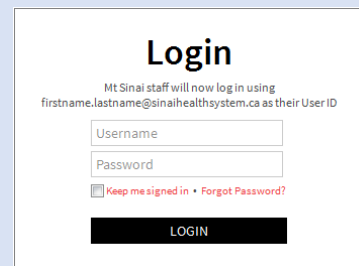
1. Navigate to the Mount Sinai Hospital Learning Management System (LMS)

- This address is accessible from inside or outside the hospital

<https://mountsinai.myabsorb.ca>

2. Log in to the LMS

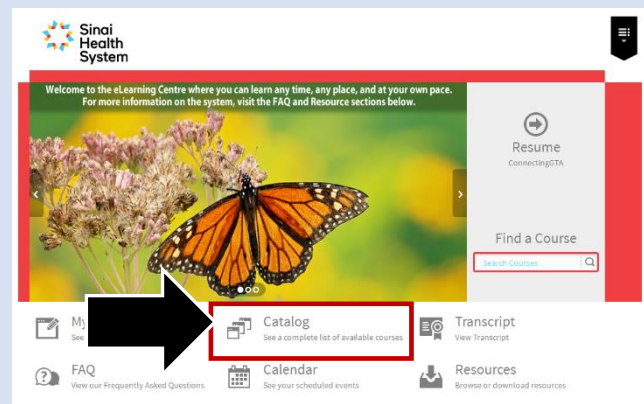
- For the **Username** enter the **email address** you supplied to Mount Sinai Hospital
- For **Password** enter **training**



The screenshot shows a login form titled "Login". Below the title, it says "Mt Sinai staff will now log in using first.name.lastname@sinaihealthsystem.ca as their User ID". There are two input fields: "Username" and "Password". Below the "Password" field, there is a checkbox labeled "Keep me signed in" and a link "Forgot Password?". At the bottom of the form is a black button labeled "LOGIN".

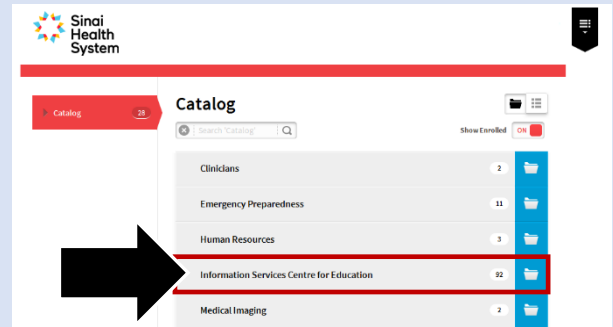
3. Open the course Catalog

- Click **Catalog** to view a list of all MSH online eLearning courses



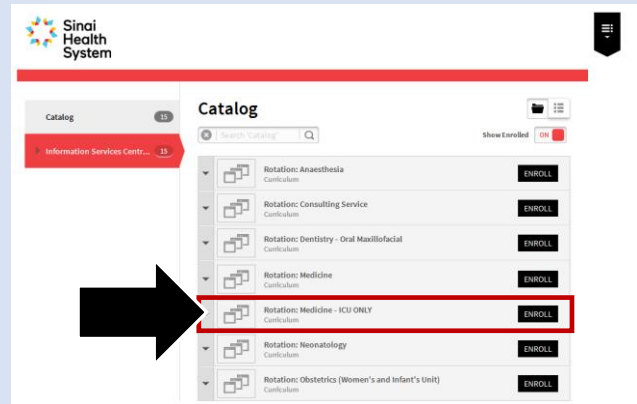
4. Open the Information Services Centre for Education

- Click the **Information Services Centre for Education** folder to view a list of clinical application courses



5. Enroll and Launch the “Rotation: Medicine – ICU ONLY” course

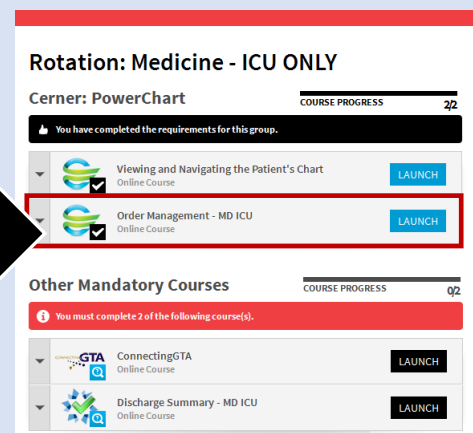
- Click the **Enroll** button for the **Rotation: Medicine – ICU ONLY** course
- Click the **Launch** button to view all the modules in the course



6. Complete all the modules in the “Rotation: Medicine – ICU ONLY” course

- There are **4 modules to complete** in this course
 - Viewing and Navigating the Patient's Chart*
 - Order Management – MD ICU*
 - Connecting GTA*
 - Discharge Summary – MD ICU*
- Click **Launch** to view the module
- Each module consist of 5 – 15 individual videos
- A completed module will be noted with a check mark

A completed module will be noted with a check mark



Step 2: Complete the corresponding in-class scenario exercises

Important: If you have not already done so, ensure that you have registered at Medical Education at least **24 hours PRIOR** to coming to class.

Classes are located in the **Mount Sinai Hospital Building** at **600 University** in the Information Services Center for Education **IT Classroom** (*11th floor, Rm. 11-207*). Classes are held on a drop in basis (*no appointment necessary*).

Classroom hours:

Mondays & Tuesdays: 9:00-12:00 & 1:00-3:00

Fridays: 9:00-12:00

At the end of the class you will receive your password.

For assistance, call 416-586-4800 x 2100 or email: Training.MSH@sinaihealthsystem.ca